

AISLE RACK



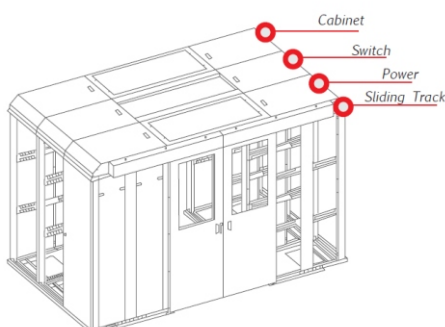
By using cold aisle containment system, the hot and cold air streams are separated; providing significant energy savings over traditional uncontained configurations. High energy costs and consumption rates have forced professionals to consider hot-air and cold-air containment strategies. Aisle containment allows uniform inlet temperatures and eliminates hot spots typically found in traditional uncontained data centers.

Aisle Cabinet comes with end-of-row dual sliding doors and ceiling panels that enclose the cold aisle between rows of DataCAB Cabinets to prevent mixing of cold and hot air, optimizing cool air delivery. Integral Low Profile Ceiling Structure reduces cooling energy costs.

Computer room air conditioning (CRAC) monitors and maintains the temperature, air distribution and humidity in the data center. CRAC units are replacing air-conditioning units that were used in the past to cool data centers due to higher efficiency and lower power consumption.

SPECIFICATIONS

- Cabinets: compatible with 19" International Standards, ETSI, and other standards.
- Dimensions of cabinets: different dimensions for option, our standard dimension of cabinets are 800*1000*42U.
- Doors for cabinets: different lockable doors for option.
- Cooling system: 4-way fan unit and 6-way fan unit for option, order separately.
- Mounting rails of cabinets: zinc plated.
- Power solution: different PDUs for option, vertical installation or 19" installation, order separately.
- Cable managements: available at top and bottom of cabinets.
- Our standard main entry door : Top half is toughened glass door & bottom half is solid plate door.



AISLE RACK



FEATURES

- Reversible arch mesh front door
- Reversible arch mesh rear door
- Removable side panels with side pins and side locks

OPTIONAL


- Cable entry at bottom and top with adjustable sizes
- Full set of grounding kits
- Flat packing recommend, to save shipping freight & warehouse cost, shipped in 2 or 3 carton boxes only
- Quick assemble series, could build cabinet up less than 20 minutes Specifications
- Material: SPCC cold rolled steel
- Thickness: Mounting rails: 2.0mm; others: 1.2mm
- Surface finishing: Degreasing, pickling, phosphoric, powder coated
- Static loading capacity: 800kgs

STANDARDS

- ANSI/EIA RS-310-D
- IEC60297-2
- DIN41494, PART1
- DIN41494, PART7
- Compatible with 19" International Standards, ETSI

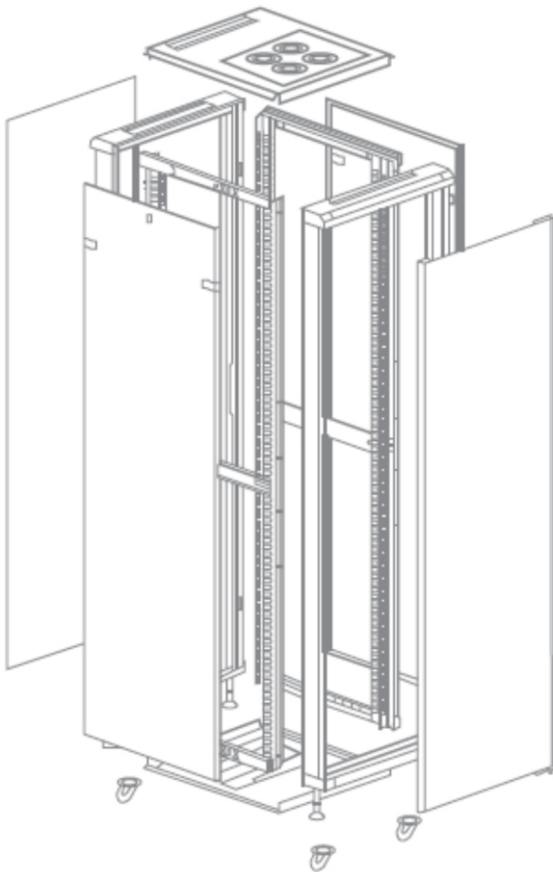


Optional (6 Way Fan Unit)



Aisle adjustment tray

AISLE RACK



Front door options

- 1-1: toughened glass door
- 1-2: toughened glass door with net hole border
- 1-3: arch mesh door

Rear door options

- 7-1: solid plate door
- 7-2: perforated door
- 7-3: arch mesh door

Other optional parts

There are full sets of optional accessories, please find them in our accessories pages.

MAIN PARTS

No.	Specification	Qty.	Unit	Material	Surface finishing	Remarks
1.	Arch mesh door (1-3)	1	pc	SPCC	Powder coating	Spring lock
2.	Frame	2	pc	SPCC	Powder coating	-
3.	Side frame	2	pc	SPCC	Powder coating	-
4.	Side panels	2	pc	SPCC	Powder coating	-
5.	Top	1	pc	SPCC	Powder coating	-
6.	Mounting rails	4	pc	SPCC	Powder coating	
7.	Arch mesh door (7-3)	1	pc	SPCC	Powder coating	Spring lock
8.	Bottom	1	pc	SPCC	Powder coating	-
9.	Adjustable feet and 2" wheels	4	set	SPCC	Powder coating	-
10.	M6 screws and nuts	40	pc	-	-	20 sets for 33U lower