

6.5" NARROW EDGE SPEAKER WITH CEILING ALUMINIUM MESH

NVS-10090006CS

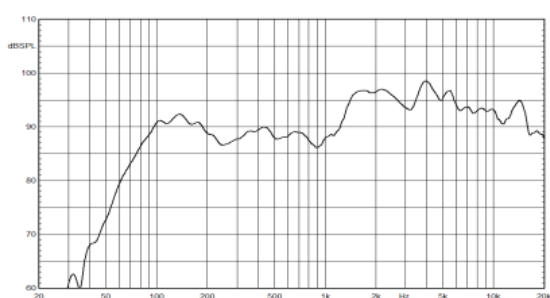
User Manual

Features:

- Strong clip, easy to install
- High-quality engineering plastic, durable, non-deformable, non-fading
- Clear sound

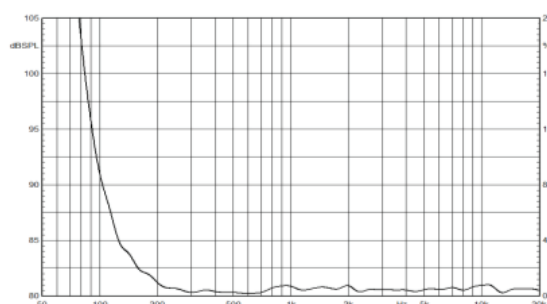
Frequency Response

(dB SPL, 1W, 1m)

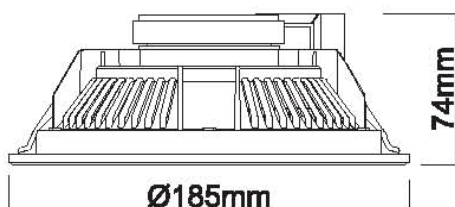


Distortion

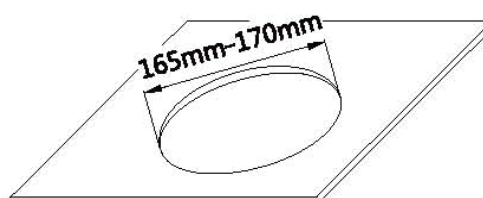
(THD < 1.5% 1W, 1m, 200Hz-10kHz)



Size

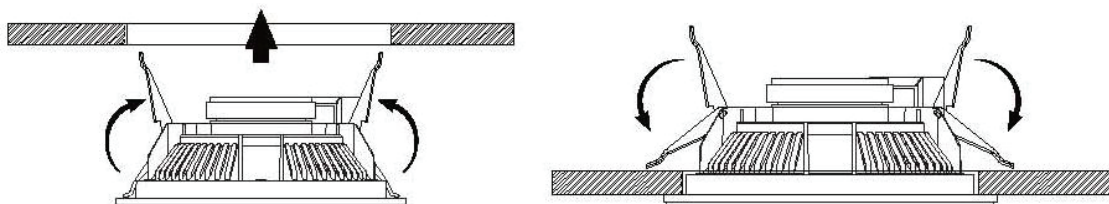


Installation Hole



Installation Method

1. Cut a round hole with 165-170mm diameter on the ceiling.
2. Connect audio cable
3. Turn the spring clamp on both sides of the ceiling speaker upward into the mountain hole, then let go and push the speaker into the ceiling (see figure below). To avoid spring clamping, it is recommended to wear working gloves when doing this.



4. Check whether the installation is firm and reliable

Specification

| | |
|------------------------|-------------------|
| Freq. Response (-10dB) | 90 Hz -20,000Hz |
| Sensitivity | 95±2dB |
| Max SPL | 103±2dB |
| Input Voltage | 70V/100V optional |
| RMS | 6W |
| Dimension | φ185mm×74mm |
| Weight | 0.9kg |



Norden Communication UK Ltd.

Unit 13 Baker Close, Oakwood Business park, Clacton-On-Sea,
Essex CO15 4BD, United Kingdom
Tel +44 (0) 1255 474063 | E-mail: support@norden.co.uk