

# 4.5" CEILING SPEAKER 3W

## User manual

## OWNERS MANUAL

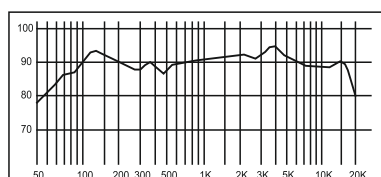
Thanks for purchasing PA speaker system of NVS Series. All of NVS Series products have been tested strictly before shipping. NVS Series PA Speaker system is widely used in hotel, trade building, supermarket, school, entertainment, etc. Its the most ideal choice of you!

In order to facilitate installing, modulating and running please read this manual carefully before setup.

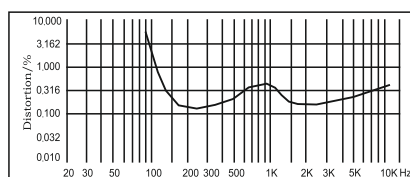
## FEATURES

- 70/100V, 1-4 W with multiple terminals, suited for different field;
- Max. Sound Pressure Level 96+2dB, Effective Freq. Range 110Hz-20kHz;
- Weight 0.45Kg, equipped with clamps for mounting convenient;
- Made of high quality engineering plastic, Long-term durability, never out of shape and fade;
- Driver surround excellent damping, provided with high sensitivity (90±2dB), long life, sound clear and sonorousness.

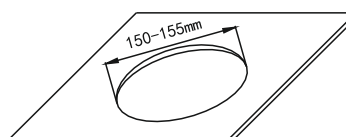
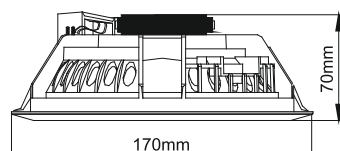
**FREQ. RESPONSE**  
(dB SPL, 1W, 1m)



**DISTORTION**  
(THD < 1.5% 1W, 1m, 200Hz-10kHz)



## INSTALLATION



1. Cut a  $\phi 150\text{mm} - \phi 155\text{mm}$  installation hole on ceiling as shown above.
2. Adjust the clamps of the speaker system suited for different ply of ceiling.
3. Connect audio broadcasting wire to the terminals according to the table below.

Power / Voltage	70V	100V
Black-Blue	1W	2W
Black-White	2W	4W

4. Turn up the clamps of the speaker and insert them into the installation hole on ceiling and then release them as shown below. **Putting on your gloves for safety is recommended**



5. Finally, examine whether it is steady  
Technical data are subject to change without notice



**Norden Communication UK Ltd.**

Unit 13 Baker Close, Oakwood Business park, Clacton-On-Sea,  
Essex CO15 4BD, United Kingdom  
Tel +44 (0) 1255 474063 | E-mail: [support@norden.co.uk](mailto:support@norden.co.uk)